

What's new in version 8?

ImagePrint version 8 provides many new features and improvements. If you are already familiar with ImagePrint, you may just want to familiarize yourself with what's new.

Text

You can now add text anywhere on the page using any font on your system.




Create your own custom message

The new Add Text window lets you create text of any size, any color--with or without drop-shadow.

What's new in version 8? (cont.)

Backgrounds and Frames

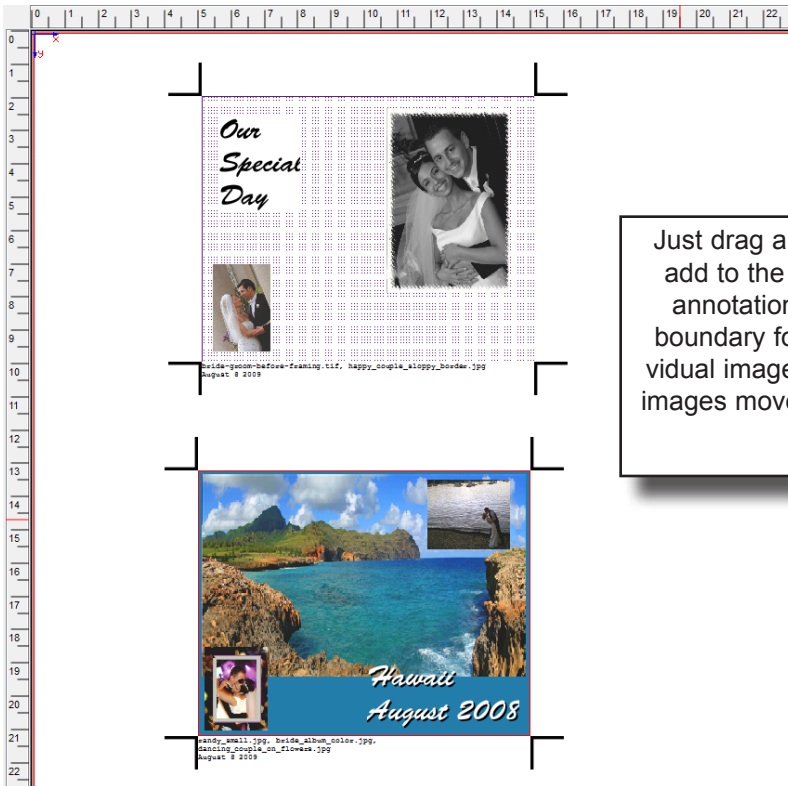
Add a solid or image background, with support for transparency. Frame and matte any image on the page.



Choose any jpeg, psd or tiff file as a background to one or more images.

Boundaries

Boundaries make it easy to divide your page into croppable “sub-pages”. Album page creation has never been easier.



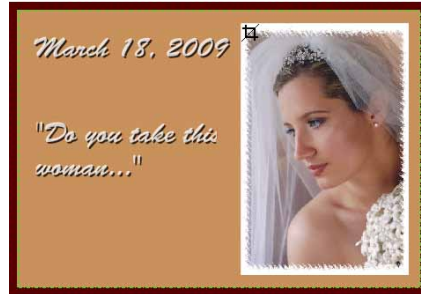

Just drag an image on to a boundary area to add to the boundary group-crop marks and annotations will automatically apply to the boundary for easy cutting instead of the individual images. Move the boundary, and all the images move too, keeping their position on the page.

Boundary areas can be transparent...or fill them with color to add backgrounds to your pages.

What's new in version 8?

Templates with backgrounds and artistic frames

Put a photograph behind your templates, or a solid color. And every frame within the template can have it's own colored background too.



Better Crop Marks and Annotations

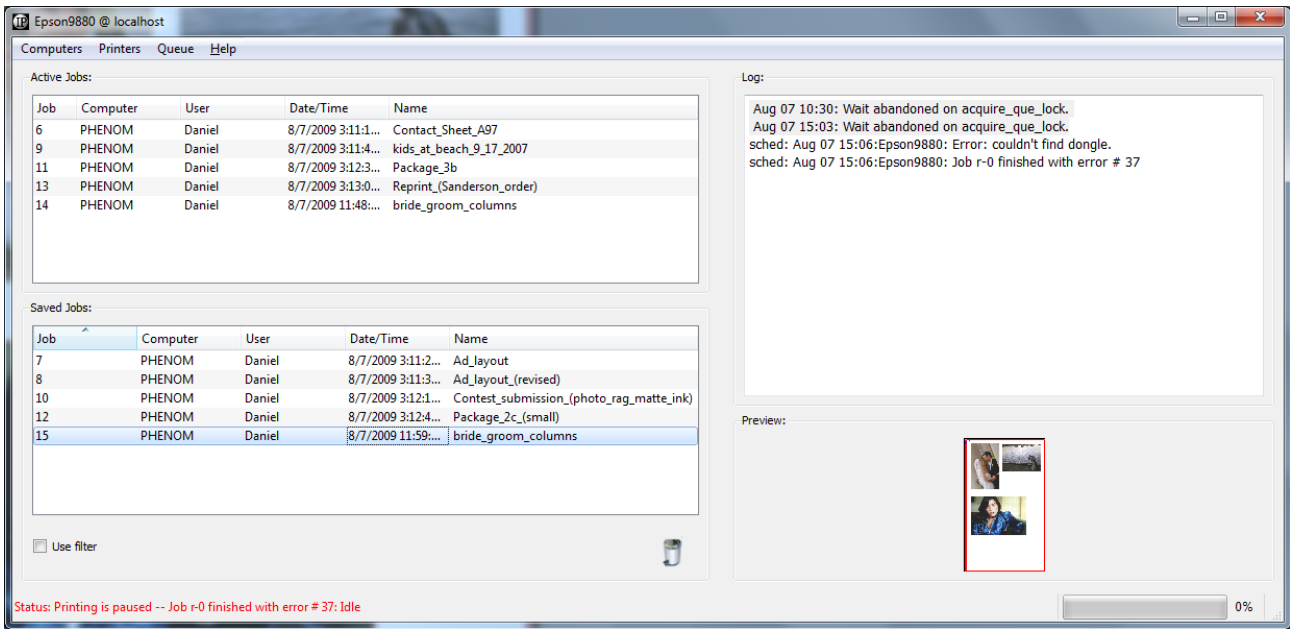
You can now see the crop marks and captions on the page--not just on the print!



What's new in version 8? (cont.)

A new SpoolFace

Easier, more customizable drag-and-drop interface. Job archiving. And...job previews



Gallery Wrap

Automatically extends and mirrors image edges for stretch mounting canvas prints without framing.

